

# MALCOLM

CONSTRUCTION

**DIRECTORY**



# MALCOLM

CONSTRUCTION



HEAD OFFICE

**865 South Street, Glasgow G14 0BX**

TELEPHONE

**0141 435 5200**

**[www.malcolmgroupp.co.uk](http://www.malcolmgroupp.co.uk)**

## INTRODUCTION

Originating as a family-owned business in the 1920's, the Malcolm Group has become one of the leading providers of Logistics, Construction and Maintenance services in the UK.

Malcolm Construction, a division of the Malcolm Group, services all areas of the construction industry including:

- Civil Engineering & Groundworks
- Waste Management
- Landfill
- Recycling
- Quarrying & Aggregate Supply
- Plant Hire
- Tipper & Skip Hire

Our experience within the construction industry is wide and varied, working in partnership with high profile and well-respected clients delivering a first class service.

Malcolm Construction has earned an enviable reputation as a quality service provider, solving complex problems but moreover, for successfully delivering projects on either a stand-alone basis or as part of a consortia, offering a larger package to major construction contractors, local authorities and consulting engineers.

Our state of the art hire fleet of construction equipment including heavy plant, tippers, skips, low loaders, semi low loaders and crane mounted rigid vehicles is maintained and serviced in-house to the highest standard by our own highly skilled experienced workforce offering an immediate response in fully equipped vehicles specially developed for this purpose.

The Malcolm Group is a forward thinking, environmentally responsive organisation. Our focus is to develop marketable and highly innovative solutions that are flexible enough to meet the challenges of the future commercially and environmentally, while preserving the heritage and values which have sustained our many years in business.

# MALCOLM

— PLANT HIRE —



Picture courtesy of David Wylie

---

# DIRECTORY

---

## Contents

<b>Section 1</b>	06
Equipment Rental	
<hr/>	
<b>Section 2</b>	34
Environmental	
• Waste Management	
• Recycling	
• Landfill	
<hr/>	
<b>Section 3</b>	38
Quarrying and Aggregate Supply	
<hr/>	
<b>Contacts</b>	42

## 360 MINI TRACKED EXCAVATORS



The Malcolm range of mini excavators range from 3-10 tonnes. These machines have been designed to give optimum performance and excellent productivity with a first class digging force giving enhanced performance to speed up digging work even in the most confined spaces. All of our mini excavators come piped for impact breakers and various other attachments. Excavators all come equipped with a quick hitch to reduce the time taken to swap buckets over therefore increasing efficiency. Our machines also come with an option of tracks whether its rubber tracks or steel tracks making them suitable for most of today's working surfaces in the construction industry. Our fleet includes 8 tonne machines which come equipped with standard or low ground pressure track frames ideal for working in adverse conditions.

The mini excavator fleet is designed to combine power and manoeuvrability with durability resulting in an exceptional ability for hard work. This range of machines is ideal for sensitive or built up areas as well as compact site work. These machines all come with a full range of buckets to suit all site requirements. On request these machines can be fitted with height restrictors.

<b>360 TRACKED MINI EXCAVATORS</b>											
SIZE	MAKE	MODEL	POWER (KW/HP)	MAX OP WEIGHT (T)	LENGTH (M)	HEIGHT OVER CAB(M)	WIDTH (M)	MAX DIG REACH (M)	MAX DIG DEPTH (M)	MAX DIG HEIGHT (M)	MAX DUMP HEIGHT (M)
<b>3T</b>	JCB	8030	20.0/26.8	3.2	4.5	2.4	1.7	5.0	3.1	4.5	3.2
	WACKER NEUSON	E228	15.8/21.2	3.4	4.2	2.4	1.6	4.8	2.7	4.3	3.0
<b>5T</b>	JCB	552 -1	33.1/44.4	5.4	5.5	2.6	2.0	6.0	3.8	5.7	4.3
	WACKER NEUSON	ET65	36.3/48.7	6.9	6.1	2.5	2.0	6.1	4.0	5.9	4.1
	JCB	57C-1	35.7/47	5.5	5.5	2.6	2.0	6.1	4.1	4.1	4.5
<b>8T - 10T</b>	CAT	3080*	48.5/65.0	8.4	6.4	2.6	2.3	7.0	4.2	6.6	4.7
	JCB	86C -1	45.4/60.9	8.6	6.4	2.7	2.3	7.4	4.5	7.3	5.5
	WACKER NEUSON	E280	42/49.5	9.2	6.9	2.6	2.3	7.0	4.2	6.8	4.8
	JCB	J5100	52.4/70.3	9.7	6.9	2.7	2.3	7.5	4.9	7.4	5.6

\* Available with 915mm LGP tracks



## 360 TRACKED EXCAVATORS



The Malcolm tracked excavator range extends from 14 – 50 tonnes. All of the machines in this range incorporate sophisticated hydraulics for more efficient, powerful and accurate operations. An excellent machine designed to deliver exceptional performance that provides versatility and productivity with modern environmentally friendly engines designed to save fuel and reduce emissions.

Our fleet includes machines which are equipped with low ground pressure track frames ideal for working in adverse conditions and zero tail machines ideal for working in confined work areas. These are also available with rubber tracks.

All tracked excavators come complete with check valves, overload systems and piped for use with impact breakers as well as piped with a third line for use with pile croppers and other attachments that may require such capabilities. All equipment is fitted with vandal guards for added security. Various attachments and a complete selection of quick hitched buckets are also available if required. On request these machines can be fitted with height restrictors and full 360 degree cameras.

Our range of tracked excavators delivers solutions to today's ever challenging construction needs. Our modern, well maintained fleet of machines is suitable for a variety of operations ranging from general site work, all types of sewer work, muck shifting applications and general demolition work.



360 TRACKED EXCAVATORS												
SIZE	MAKE	MODEL	TRACK PAD SIZES (MM)	POWER (KW/HP)	MAX OP WEIGHT (T)	LENGTH (M)	HEIGHT OVER CAB(M)	WIDTH (M)	MAX DIG REACH (M)	MAX DIG DEPTH (M)	MAX DIG HEIGHT (M)	MAX DUMP HEIGHT (M)
<b>14T</b>	Sany	SY135	700	73.0/98.0	13.9	7.7	2.9	2.6	8.3	5.5	8.6	6.2
	JCB	JS145	700	81.0/109.0	14.6	7.6	2.9	2.9	8.3	5.5	9.1	7.0
	JCB	JS145 LGP	1200	73.0/98.0	17.6	7.6	2.9	3.8	8.8	5.9	9.6	7.2
	JCB	JS131	700	55/74	13.8	7.3	2.8	2.7	8.6	6.0	9.4	7.0
	JCB	JS150	700	81/109	15.5	7.6	3.2	2.7	9.2	6.3	10.0	7.5
<b>22T</b>	Komatsu	PC138	700	72.6/97.3	14.8	7.1	2.8	2.7	8.7	5.9	9.7	7.3
	JCB	JS220	700	102.0/137.0	22.6	9.4	3.0	2.6	9.9	6.6	9.4	6.8
	Komatsu	PC210	700	116.0/156.0	22.8	9.5	3.0	2.9	9.9	6.6	10.0	7.1
	Sany	SY215	700	128.0/172.0	22.3	9.4	3.0	3.0	10.0	6.6	9.6	6.7
<b>24T*</b>	JCB	JS240	700	140.0/188.0	26.1	10.0	3.0	3.1	10.3	6.8	9.6	6.8
	JCB	JS300	700	165.0/221.0	32.7	10.6	3.2	3.3	10.7	7.1	10.1	7.3
<b>36T+</b>	Komatsu	360	700	192.0/257.0	36.5	11.2	3.2	3.4	11.1	7.4	10.2	7.1

\* Available in Zero Tail Swings

## 360 WHEELED EXCAVATORS



The Malcolm fleet of wheeled excavators or 'Rubber Ducks' as they are more commonly referred to range from 10 – 22 tonnes. These machines benefit from fast and efficient hydraulics coupled with a powerful engine making them the most sought after in their class.

All our wheeled excavators come complete with check valves, overload systems and piped for use with impact breakers as well as a varied range of other attachments. All equipment is fitted with vandal guards for added security. We also have a selection of quick hitched buckets to suit the range of hitches we have which include power angle tilt and rotator tilt, providing increased versatility and flexibility for the operator and making them ideal for all varieties of jobs such as grading, road construction and demolition.

Our range of wheeled excavators are designed to cope with the construction industry's ever changing needs with a modern, well maintained fleet of machines suitable for a wide variety of site work from general site to sewer work. As these machines are road legal they can be driven from a site to a site compound, ideal for all roadside and road works.

## 360 WHEELED EXCAVATORS

SIZE	MAKE	MODEL	POWER (KW/HP)	MAX OP WEIGHT (T)	LENGTH (M)	HEIGHT OVER CAB(M)	WIDTH (M)	MAX DIG REACH (M)	MAX DIG DEPTH (M)	MAX DIG HEIGHT (M)	MAX DUMP HEIGHT (M)
<b>10T</b>	Wacker Neuson	EW100	75/102	10.1	7.2	3.0	2.5	8.1	4.2	8.4	5.9
<b>14T</b>	JCB	JS145W	97/130	15.5	7.7	3.2	2.5	9.2	5.9	10.4	8.0
<b>16T</b>	JCB	JS160W	97/130	17.8	8.2	3.2	2.5	9.4	6.1	10.2	7.6
<b>17T</b>	JCB	JS175W	128/172	18.1	8.2	3.2	2.5	9.4	6.1	10.2	7.6
<b>20T</b>	JCB	JS200W	128/172	23.3	9.3	3.3	2.5	9.8	6.5	10.2	7.3

## 180 WHEELED EXCAVATORS



Noted worldwide for performance and flexibility the JCB is the world's number one backhoe loader. 3CX's are a product of JCB's efficient design philosophy responding to today's rising fuel prices and environmental concerns with world class leading efficiency and low running costs.

This machine delivers a 16% fuel saving plus lower emissions and noise levels.

The 3CX is a site all-rounder capable of carrying out loading, site stripping and grading with a 4-in-1 bucket. Integrally fitted pallet forks are ideal for handling palletised site materials. The rear backhoe, fitted with "extra dig" for increased reach, provides powerful digging capabilities, coupled with quick hitch allows for various attachments. The 3CX lower backhoe is road legal and can travel on the public highway.

## 180 WHEELED EXCAVATORS

MAKE	MODEL	POWER (KW/HP)	MAX OP WEIGHT (T)	LENGTH (M)	HEIGHT OVER CAB (M)	WIDTH (M)	FRONT SHOVEL CAPACITY (M <sup>3</sup> )	BACKHOE MAX DIG DEPTH (M)	MAX SAFE WORKING LOAD (T)
JCB	3CX Sitemaster	63/85	8.1	5.6	2.9	2.2	1	5.5	1

## DOZERS



The Malcolm fleet of dozers comprises of D51-PX, D61-PX and D65-PX low ground pressure dozers. These dozers are supplied with power angle and tilt blades which are perfect for creating a finishing edge. Other optional features with our fleet include laser levelling equipment and a plug and play system for 3D working.

Low ground pressure bulldozers are used for muck shifting projects and earth profiling projects such as sports pitches and landfill. The different sizes of machine offers different power and capabilities for moving muck or grading levels depending on your requirements.

We can assess what is needed and offer you the correct size and type of machine.

## DOZERS

MAKE	MODEL	POWER (KW/HP)	MAX OP WEIGHT (T)	LENGTH (M)	HEIGHT OVER CAB (M)	WIDTH OF BLADE (M)	BLADE TYPE	BLADE CAPACITY (M <sup>3</sup> )	TRACK SHOE SIZE (MM)	GROUND PRESSURE (KGF/CM <sup>2</sup> )
Komatsu	D51PX	99/133	13.1	4.8	3.2	3.4	Power Angle & Tilt	2.9	560	0.34
Komatsu	D61PX	125/168	18.7	5.4	3.2	3.9	Power Angle & Tilt	3.8	860	0.34
Komatsu	D65PX	153/205	21	5.7	3.2	4	Straight Tilt	3.7	915	0.36



## IMPACT BREAKERS - ATTACHMENTS



We have a wide selection of impact breakers complementing our asset base of 3CX Backhoe Loaders and full excavator range from 3T – 40T.

Our range of excavator attachments brings out the true versatility of these machines. This includes:-

- Pallet Forks 8T - 20T
- Vibrating Plate 8T – 20T
- Riddle Bucket 8T – 30T
- Ripper Tooth 14T – 40T
- Concrete Bucket 14T – 20T
- V Bucket 8T – 20T
- Pipe Lifter 20T – 25T

## IMPACT BREAKERS - ATTACHMENTS

MODEL	MACHINE TYPE	OPERATING WEIGHT (KG)	CARRIER WEIGHT RANGE (T)	STRIKE RATE (BLOWS/MIN)
MGB 0120	3T	120	0.8 - 2.5	550-1000
MGB 0200	3T	187	1.5 - 4.0	600-1500
MGB 0260	3CX, 5T, 8T	260	3.0 - 6.5	380-1000
MGB 0500	10T	495	4.5 - 8.0	400-1100
MGB 0800	14T	800	8.0 - 12.5	350-900
MGB 0900	14T	900	10.0 - 15.0	350-900
MGB 1550	17T-22T	1450	16.0 - 22.0	320-650
MGB 1600	22T-25T	1580	18.0 - 24.0	320-600
MGB 3000	30T	2700	28.0 - 42.0	230-470
MGB 3500	40T	3300	34.0 - 50.0	230-410

## ARTICULATED DUMP-TRUCKS



The Malcolm fleet has two models of dump-trucks, one of which has a 30 tonne payload making these trucks ideal for the bulk movement of materials. These trucks also have drive to all six wheels fitted with oversize tyres ideal for softer ground conditions, making them adaptable to all of constructions adverse conditions. Back doors are also optional. Secondly is the 12 tonnes Hydrema dump-truck, well known for its robustness. These dump-trucks are perfect for the smaller jobs or the harder to reach jobs, and also come with swivel tip capability to make even the hardest of jobs possible.



## ARTICULATED DUMP-TRUCKS

MAKE	MODEL	POWER (KW/HP)	UNLADEN WEIGHT (T)	TOTAL WEIGHT LOADED (T)	MAX LOAD(T)	LOAD CAPACITY (HEAPED M <sup>3</sup> )	MACHINE LENGTH (M)	MACHINE HEIGHT (M)	MACHINE WIDTH (M)	MAX TRAVEL SPEED
Hydrema	912F	104/139	7.7	17.7	10	5.6	5.95	2.75	2.49	25
Terex	TA300	276/370	24.2	55.1	30.9	17.5	9.93	3.56	2.86	31

## TRACTORS



We have a selection of tractors available. These tractors are highly versatile and perfect for handling day to day tasks. They are both compact enough to carry out the smaller jobs and powerful enough to carry out the bulky heavy duty works.

Whether towing with trailers, fuel bowser, winches or use of attachments such as snow ploughs or snow blowers, our tractors are very versatile and robust.

They are also fitted with front linkage allowing versatility to fit various attachments.

Available attachments:

- Dump trailer
- Low loader trailer
- Water bowser
- Snow plough
- Trailed gritter

These are just a selection of implements available. Please call us to discuss your requirements.

## TRACTORS

MAKE	MODEL	HORSE POWER	WEIGHT(T)	FRONT LINKAGE	AIR BRAKES
NEW HOLLAND	T7.245	245	7.1	YES	YES
NEW HOLLAND	T7.270	270	7.3	YES	YES

## ROLLERS



Throughout the Malcolm fleet we have a range of rollers available for hire including 80cm, 120cm and 13T rollers, these rollers are perfect for earthworks and any asphalt jobs.

### **Double Drum 80 Roller**

These compact rollers are designed for use on small to medium construction sites ideal for pavement jobs, car parks and landscaping projects.

### **Double Drum 120 Roller**

These efficient tandem rollers are designed for use on medium sized construction sites ideal for use on sub layer as well as asphalt compaction projects.

### **13T Roller**

These single drum rollers are suitable for medium to heavy compaction work delivering constant compaction quality.



## ROLLERS

SIZE	MAKE	MODEL	DRUM WIDTH (MM)	OPERATING WEIGHT (T)	POWER (KW/HP)	OVERALL HEIGHT (M)	LENGTH (M)
80 ROLLER	JCB	VMT160-80	800	1.84	16.8/22.5	2.32	2.14
120 ROLLER	JCB	VMT160-120	1200	2.94	28.0/38.1	2.48	2.49
13T ROLLER	JCB	VM137D	2100	14.55	108.0/145.0	3.00	5.69

## ROAD BRUSHES



Road sweepers are an important element of our equipment rental fleet. These machines play a key role in our obligation to ensure our roads, sites etc. are free from dirt and debris to promote safe working conditions. The experienced team have the knowledge and understanding to schedule your needs for roadbrushes 24/7 to manage last minute requirements.


We also have a facility for disposal of the contents from sweeping operations. This is a versatile machine, which can be used for site clean up duties in general, sweeping shed floors and cleaning blocked gullies if required.





Efficient waste collection services offering skips ranging from 8-40 cubic yards. 14 and 40 cubic yard enclosed skips available.

Full range of BK2 compliant waste Roll On, Roll Off skips also available for hire.

### Builders Skip

	CAPACITY		LENGTH		WIDTH		HEIGHT	
	CUBIC YARDS	CUBIC METRES	METRES	FEET	METRES	FEET	METRES	FEET
	8yd <sup>3</sup>	6.12m <sup>3</sup>	3.54m	11' 6"	1.83m	6'	1.22m	4'
	14yd <sup>3</sup>	10.70m <sup>3</sup>	3.96m	13'	2.01m	6' 6"	1.83m	6'

### Roll On and Off Skips

	CAPACITY		LENGTH		WIDTH		HEIGHT	
	CUBIC YARDS	CUBIC METRES	METRES	FEET	METRES	FEET	METRES	FEET
	20yd <sup>3</sup>	15.29m <sup>3</sup>	6.10m	20'	2.44m	8'	1.40m	4' 6"
	30yd <sup>3</sup>	22.94m <sup>3</sup>	6.10m	20'	2.44m	8'	2.01m	6' 6"
	35yd <sup>3</sup>	26.76m <sup>3</sup>	6.10m	20'	2.44m	8'	2.32m	7' 6"
	40yd <sup>3</sup>	30.58m <sup>3</sup>	6.10m	20'	2.44m	8'	2.62m	8' 6"

## TIPPERS



Malcolm Construction is renowned for its tipper fleet. Our range consists of 6 and 8 wheeled rigid tippers, ejection trailers and walking floors which specialise in the movement of bulky wastes such as paper, residual wastes, SRF/RDF and wood.

The flexibility within our fleet allows us to operate tippers from 3.5T GVW to 44T GVW. Our fleet of steel bodied tippers, specialist "barn doors" and aluminium bodied vehicles are available for hire on a line per load, time hire or tonnage basis.

We excel in muck shifting, removing inert waste to landfill, demolition for recycling and the removal of contaminated land and special waste materials. All our services are carried out in accordance with current legislation.

We also supply a full range of quarry aggregates and recycled materials.

The following specialist equipment is also available:

- Barn Door Bodies for Demolition or Armour Rock
- Insulated Bodies with Automatic Doors for Quarry Work and Tar
- Steel Bodies with Automatic Doors for Earthmoving or Demolition
- On Board Weighing
- 8 Wheel Tippers with Sleeper Cabs



Available for hire on a line per load, time hire or tonnage basis.

## WALKING FLOOR AND EJECTOR TRAILERS



Walking floor and ejector trailers replace our tipping trailers. These artic trailers benefit from not rising up to tip ruling out the risk of roll overs or cable strikes. These are much safer vehicles for tipping on rougher terrain sites. These vehicles reduce our carbon footprint by being able to carry up to 50% more than our traditional tippers.

These articulated ejector and walking floor trailers prove very popular with our customers due to the larger capacity and speed of off loading. These trailers unload in less than a few minutes.

Tippers, walking floors and ejector trailers are available across Scotland and come with day and sleeper cabs.





## TRANSPORT



In our transportation fleet we operate low loaders, semi low loaders, beaver tail units and crane mounted lorries (Hiabs). Our loaders come with all sizes of trailers so that we can produce an efficient transport service for various plant items. Our range of Hiabs come with different lifting capacities and reach to help conquer most lifting jobs on site, as you can see on the lifting chart to the right.

Also available with different trailer combinations from 30ft to 40ft flat trailers and semi low loader with extending capabilities.



# TRANSPORT

## LIFTING CHART

HIAB CRANE	TOTAL REACH OF CRANE	LIFTING CHART									
F660A/P2.6 ARTIC	16.1m	3.4m	4.3m	6.0m	7.7m	9.7m	11.7m	13.9m	16.1m		
		16.00T	13.10T	9.30T	6.98T	5.44T	4.38T	3.64T	3.10T		
F545NA.2.25 RIGID	14.2m	2.85m	4.3m	4.6m	6.35m	8.2m	10.1m	12.0m	14.2m		
		15.5T	11.0T	10.33T	7.33T	5.54T	4.41T	3.66T	3.08T		
F455A/P2.5 RIGID	10.7m	3.0m	4.0m	4.6m	6.5m	8.4m	10.4m	12.4m	14.6m		
		13.50T	9.50T	9.09T	6.27T	4.66T	3.66T	3.01T	2.47T		

## TRANSPORT FLEET



Drivers Fully certificated for loader securer; hiab lifting and A.D.R goods



Semi loaders up to CAT 2

## VEHICLE AND TRAILER COMBINATIONS

**Rigid Beavertail**



**Rigid Beavertail w/HIAB**



**Artic HIAB**



**Artic Semi Loader**



**Artic 6x4 Low Loader**



**Artic 8x4 Low Loader**





As market leaders in waste management, Malcolm Construction re-uses and recycles construction and demolition waste in a safe and cost effective manner; with minimum environmental impact.

Our strategically located and fully licensed sites ensure that waste is handled in accordance with current legislation, which typically accounts for around 1 million tonnes of waste per year; ranging from construction spoils to hazardous and contaminated waste materials.

We also aim to lead the construction industry in the supply of quality recycled aggregates, an objective which has required us to build greater flexibilities into our processes to meet the reaction time expectations of our customers alongside the ever changing market conditions. In this way we ensure our products are fit for purpose, our services are competitive and our customers are confident in our delivery.



Malcolm Construction is committed to diverting as much material away from landfill as possible. This commitment has led to the complete overhaul of the current recycling system at South Street which included the purchase of a state of the art CRS recycling system and kinetic flip flow system.

This new system is capable of handling over 1 500 tons of waste per week, which has enabled Malcolm Construction to recycle more products than ever before, at a higher recyclate quality and achieving higher recovery rates and better landfill quantities and landfill diversion rates.





Our construction and demolition waste treatment, transfer and recycling business is a significant attribute within our service. This comprises 3 facilities specifically geared towards the sorting of recyclable materials to provide high quality recycled aggregates, topsoil and subsoil. Waste is sorted to separate out timber; cardboard/paper; scrap metals, plasterboard, tyres, plastics and glass; these waste materials are sent to specialist reprocessors for further processing. These procedures minimise waste sent to landfill, increases recycling rates and reduces environmental impact.

Materials currently available for delivery and collection\* include:

- Recycled 6F5
- Recycled Topsoil to BS 3882
- Landfill Restoration
- Land Reclamation material
- General Fill
- Class 2 A, B & C clay
- Single size drainage and gabion stone
- Recycled washed aggregates

\* At selected sites by prior arrangement.



Malcolm Construction is one of the leading operators of landfill services in Scotland and last year handled more than 1.1 million tonnes of waste at its operational landfill sites. Presently we have 3 operational landfill sites with consented and operational void of 1 million cubic metres. Additionally, we have over 3 million cubic metres of consented landfill void which is not yet operational.





## QUARRYING AND AGGREGATE SUPPLY



Malcolm Construction's quarry at Loanhead, Beith has benefitted from considerable investment in crushing and screening equipment which saw the UK's first Powerscreen Premiertrak 600 mobile jaw crusher joining Malcolm Construction's modern and versatile fleet of mobile crushing plants, screeners and associated equipment capable of processing quarried material as well as construction and demolition waste. Loanhead produces a full range of bulk fill to industry standard single size materials and also client specific aggregates can be agreed. Since our acquisition of the Quarry in October 2006 we have established a reputation for quality and service.

Loanhead Quarry produces a full range of bulk fill to single size materials. In addition to our natural stone offering, we operate recycling depots in both Glasgow and Ayrshire to service the west of Scotland with a full range of recycled aggregates.

Our aggregate wash plant at Shewalton in Ayrshire also allows us to produce a full range of recycled sands, gravels and manufactured soil and clay substrates.

Materials as follows:

- 5-10mm recycled gravel
- 10-20mm recycled gravel
- 20-40mm recycled gravel
- Washed concrete sand
- Washed building sand
- Screened sand



Our investment in plant and machinery has allowed us a greater degree of flexibility while maintaining a healthy stock of a full range of aggregate materials. This flexibility allows our production team to produce non-specific types of material on request for both our internal and external markets.

Loanhead quarry services a customer base in West Central Scotland.

**Stock:**

- Type I sub base
- Modified Type I
- Various sizes of Crusher Run, including 6F5
- Single Size Basalt (Gabion 50/100mm, 20/40mm, 10/20mm, 10/14mm)
- 0/8 Quarry fines





**MALCOLM**  
CONSTRUCTION





## DIRECTORY



# MALCOLM

CONSTRUCTION

## Contact Details

### Head Office

Malcolm Construction  
865 South Street, Glasgow G14 0BX  
Tel: 0141 435 5200

---

### Plant Hire

Tel: 0141 435 5252

---

### Skip Hire

Tel: 0141 435 5299

---

### Environmental

Tel: 0141 435 5200

---

### Tipper & Aggregates

Tel: 01505 506329

---



@WHMalcolm



@themalcolmgrou



@MalcolmGroup



The Malcolm Group

# MALCOLM

— CONSTRUCTION —



# MALCOLM

— CONSTRUCTION —



Head Office

**865 South Street, Glasgow G14 0BX**

Telephone

**0141 435 5200**

**[www.malcolmgroup.co.uk](http://www.malcolmgroup.co.uk)**